

## Paypal Online Tuition Payment Manuals

Step1. Click the GMU website ([www.gmuedu.org](http://www.gmuedu.org))

Step2: Find the On-line Tuition Payment (Pay Now) Menu at Website

Step3: Input Tuition Subject and Click Pay Now button

The screenshot shows the GMU website's online tuition payment interface. On the left, there are two columns of images: the top one shows a graduation ceremony with a 'MORE >>' link, and the bottom one shows a graduate in a cap and gown, also with a 'MORE >>' link. The main content area on the right features a green banner with Korean text and a map of the campus. Below the banner, there is a section titled '온라인 후원 신청' (Online Donation Application) with a 'Donate' button and logos for VISA, Mastercard, and Bank. Underneath is another section titled '온라인 학비 결제' (Online Tuition Payment) with a text input field containing 'summer tuition', a 'Pay Now' button, and logos for VISA, Mastercard, and Bank. At the bottom left, there are several horizontal dashed lines for text input.

Step 4 Input Detail Description of Tuition Payment (Include, Student ID or Name)


Also Input Unit Price (The Amount of Tuition Payment)

## GRACE MISSION UNIVERSITY

Please provide an amount and click Update Totals.

Description	Unit Price	Quantity	Amount
<input type="text" value="Summer tuition for your name"/> <small>On-line Tuition Payment: summer tuition</small>	330	1	0.00
Item total:			0.00
<b>Total:</b>			<b>USD</b>

PayPal is the safer, easier way to pay




**Step 5: Click Update Totals, Display the complete Total payment Amount**

## GRACE MISSION UNIVERSITY

Summer tuition for your name
Total: **\$330.00 USD**

PayPal is the safer, easier way to pay




PayPal securely processes payments for GRACE MISSION UNIVERSITY. You can finish paying in a few clicks.

**Why use PayPal?**

- Use your credit card online without exposing your card number to merchants.
- Speed through checkout. No need to enter your card number or address.

Don't have a PayPal account?  
Use your credit card or bank account (where available). [Continue](#)



**LOG IN TO PAYPAL**

Email:

Password:

[Forgot email](#) or [password?](#)

**Step 6: Click Continue for Card payment**





**Step 7: Input Card information and Click Review Order and Continue for card payment processing**

**Pay with Credit Card or Log In**

[Learn more](#) about PayPal - the safer, easier way to pay.  
**Enter your billing information**

Country:

Credit Card Number:

Payment Type:    

Expiration Date:  /  CSC:  [What's this?](#)

First Name:

Last Name:

Billing Address Line 1:

Billing Address Line 2:   
(optional)

City:

State:

ZIP Code:

Home Telephone:

Email:

**Review Order and Continue**

**GRACE MISSION UNIVERSITY**

Tel: 1.714.525.0088

Fax: 1.714.525.0089

Web Site: [www.gmuedu.org](http://www.gmuedu.org)

E-mail: [gmuedu.org](mailto:gmuedu.org)

1645 W. Valencia Dr., Fullerton, CA 92833